



Averaging Temperature Sensor 133 TMP

INTRODUCTION

The 133 TMP Averaging Temperature Sensor is designed to enable measurement of average temperature of product stored in bulk storage tanks.

The sensor consists of a number of insulated RTD's (Resistance temperature devices) of equal resistance located at fixed intervals along the sensor length. The lowest RTD is located 150 mm above sensor bottom.

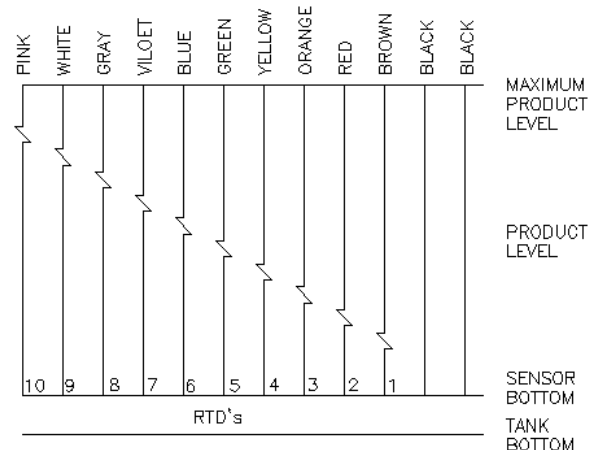
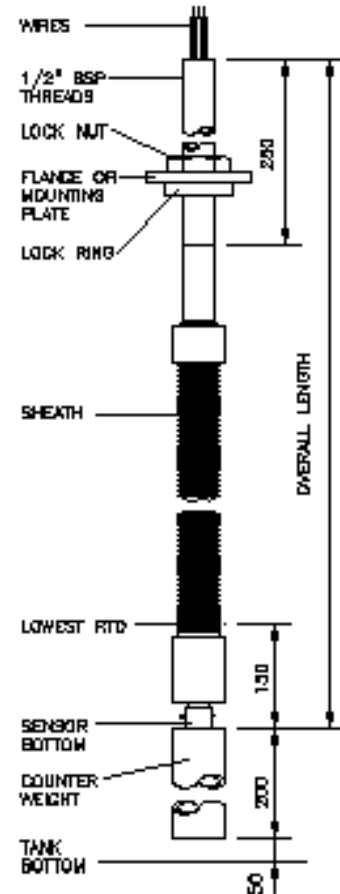
All RTD's are enclosed in a flexible SS 316 sheath.

The top fitting comprises a SS pipe with 250 mm length 1/2" BSP threads for fine adjustment of sensor position on mounting flange.

A lock ring and nut are provided as standard.

The bottom fitting incorporates a lug for attaching a counter weight.

The sensor is connected to SBEM's Smart Tank Data Transmitter or Servo Gauge, which has an inbuilt RTD selector to select all RTD's immersed minimum 200 mm inside product level & averages then resulting in measurement of true average temperature of product.



SPECIFICATIONS

MEASURING RANGE :

-20° C to + 90° C

RTD`s :

Pt-100 grade A as per DIN 43760 / BS 1904. Accuracy over the range 0° C to 70° C is $\pm 0.2^\circ$ C.

RTD INTERVALS :

Choice of 1M, 2M or 3M intervals. (Refer table below)

OVERALL LENGTH OF SENSOR :

Depends on tank height (see mounting diagrams)

Overall length = (A - 125 mm) for cone roof tank & floating roof tank - mounting type 1.

= (A - 425 mm) for floating roof tank - mounting type 2.

NO. OF RTD`s :

Depend on maximum product level.

SHEATH :

Thin wall austenitic convolute tube in SS316, which can withstand external, pressures upto 25 kg/cm².

ELECTRICAL CONNECTION :

5 meter flying leads of color-coded PTFE insulated wires protected by additional sleeving where they leave the sensor top. These wires are terminated in a junction box.

APPLICABLE TRANSMITTERS :

Sensor can be connected to the SBEM`s -

1. Smart Tank Data Transmitter Model 133-35.
2. Servo Gauge Model 139M.

Transmitter automatically selects all RTD`s immersed minimum 200 mm inside product level & averages them.

CABLING :

From junction box of sensor to transmitter - 1.5 mm² copper, armoured cable upto 7 core. One 7 core cable is sufficient for upto 5 RTD sensor, 2 cables are required if sensor RTD`s are more then 5.

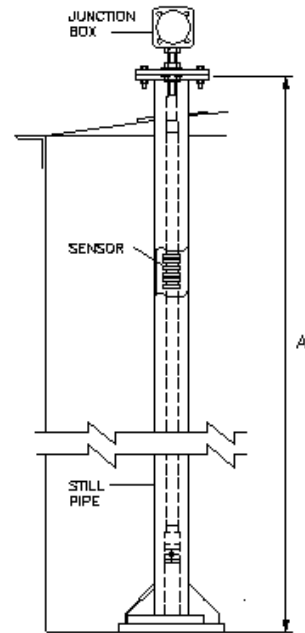
RTD`s SELECTED	PRODUCT LEVEL (mm)		
	1M INTERVAL	2M INTERVAL	3M INTERVAL
1	601 - 1600	601 - 2600	601 - 3600
1 TO 2	1601 - 2600	2601 - 4600	3601 - 6600
1 TO 3	2601 - 3600	4601 - 6600	6601 - 9600
1 TO 4	3601 - 4600	6601 - 8600	9601 - 12600
1 TO 5	4601 - 5600	8601 - 10600	12601 - 15600
1 TO 6	5601 - 6600	10601 - 12600	15601 - 18600
1 TO 7	6601 - 7600	12601 - 14600	18601 - 21600
1 TO 8	7601 - 8600	14601 - 16600	21601 - 24600
1 TO 9	8601 - 9600	16601 - 18600	24601 - MAX.
1 TO 10	9601 - MAX.	18601 - MAX.	-

FOR EXAMPLE : If product level is 7000 mm.	
RTD INTERVAL	RTD`s SELECTED
1 M	1 TO 7
2 M	1 TO 4
3 M	1 TO 3

MOUNTING:

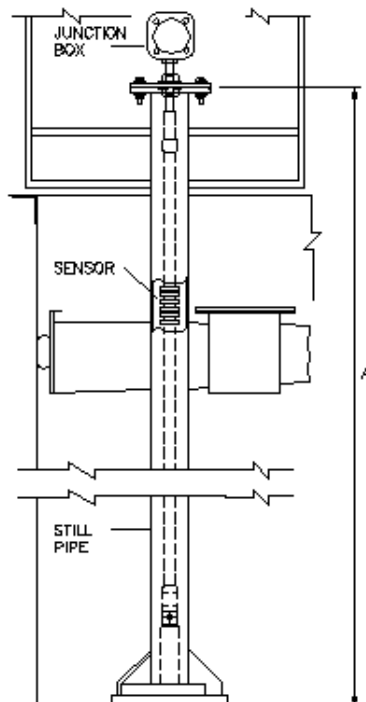
ON CONE ROOF TANK :

On 2" ANSI B 16.5, 150 lb. FF flange on tank roof. A 2" still pipe * is recommended but not essential. (accessories 1, 2, 3 & 5 are required).

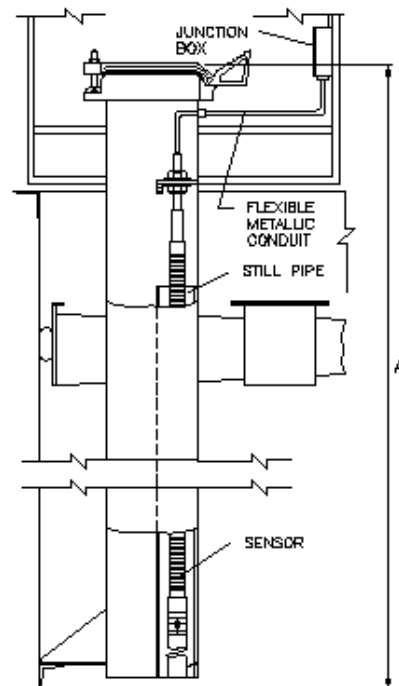


ON FLOATING ROOF TANK : 2 types of mounting -

Type 1 - On 2" ANSI B 16.5, 150 lb. FF flange with a 2" still pipe * passing through the pontoon section of the floating roof. (accessories 1, 2, 3 & 5 are required).



Type 2 - On a mounting plate welded above a 2" still pipe * which is welded inside the 8" manual gauging pipe. (accessories 1, 2, 4 & 5 are required).



* Still pipe extends to within 100 mm of tank bottom and has 2 rows of ϕ 12.5 mm holes at 300 mm pitch.
NOTE : Flange / Still pipe above 2" can be used with matching accessories.

ACCESSORIES

1. JUNCTION BOX

Flame proof & weatherproof (cast Al. LM6) junction box for termination of temperature sensor wires & connection of cables to transmitter. This junction box has -

- 13 nos. CST 2.5 terminals suitable for upto 2.5 mm² conductor.
- ½" BSP (F) entry for fitting junction box on sensor top (on cone roof tank or floating roof tank - mounting type 1.
For floating roof tank - mounting type 2, this entry is ½" NPT for fitting flexible metallic conduit carrying the wires of sensor)
- 1 or 2 nos. ½" NPT (F) or ¾" UNF (F) entries for cable glands for cable to transmitter. 1 entry is sufficient for upto 5 RTD sensor, 2 entries are required if sensor RTDs are more than 5.

2. CABLE GLANDS

Flameproof & weatherproof double compression cable glands to suit entries on junction box & cable size. Material of construction - Brass (nickel-plated) / AL. / SS. specify gland connection size, cable OD & UAD (under armour diameter) & gland material.

3. FLANGE, GASKET & LOCK NUTS

(For installing sensor on cone roof tank or floating roof tank - mounting type 1)
Flange - 2" ANSI B 16.5, 150 lb FF in CS.
Gasket to match flange.
Gasket material - AFR oil quality.
2 nos. ½" BSP lock nuts to mount junction box on sensor top.

4. MOUNTING PLATE, SOCKET & FLEXIBLE METALLIC CONDUIT

(For installing sensor on floating roof tank - mounting type 2)
Mounting plate in CS suitable for 2" still pipe welded inside 8" manual gauging pipe.
Socket in CS ½" NPT (F) to route wires of sensor to junction box.
Flexible metallic conduit with wire braiding in SS - ½" conduit with ½" NPT (M) end fittings. (to protect wires of sensor & enable connection from socket on manual gauging pipe to junction box on handrail of gauger's platform).

5. COUNTERWEIGHT WITH FITTINGS

To keep the sensor hanging vertical. Length 225 mm, φ 45mm.
Material of construction - CS / SS 304 / SS 316 (specify material).

ORDERING INFORMATION

MODEL 133 TMP		AVERAGING TEMPERATURE SENSOR		
	CODE	RTD INTERVAL	CODE	NO. OF RTD's
	1	1 meter		
	2	2 meters		
	3	3 meters		
			CODE	NO. OF RTD's
			01 - 10	
			CODE	OVERALL LENGTH OF SENSOR (mm)
			(5 digit)	
133 TMP	1	10	16500	TYPICAL MODEL NO.

***Continuous developments may necessitate changes without prior notice.

LF-133-0809 R3 (W) 3/2000



SBEM Pvt. Ltd.

39, Electronic Co-Operative Estate, Pune-Satara Road, Pune – 411 009 (INDIA)

Tel.: 91-20-4220505, 4223375

Fax – 91-20-4215670

Email: sales@sbem.co.in,

sbemsales@vsnl.com,

Web: www.sbem-india.com

Works: Bibwewadi Industrial Estate, 691/A/2, Pune-Satara Road, Pune-411 037(India) Email: mfg@sbem.co.in

Office MUMBAI

CHENNAI

NEW DELHI

VADODARA

Tele. 91-22-2782 3601, 2782 3603

91-44-2445 1235, 2441 2947

91-11-2656 0647, 2696 9679

91-265-233 5196, 235 8184

Fax 91-22-2782 3603

91-44-2441 2947

91-11-2696 9679

91-265-233 0906

Email mumbai@sbem.co.in

chennai@sbem.co.in

newdelhi@sbem.co.in

vadodara@sbem.co.in

